

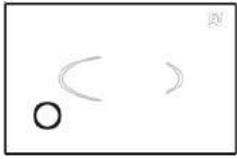
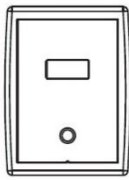
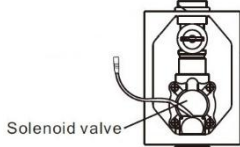


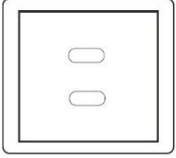


**TOILET FLUSH SYSTEMS - AVAILABLE PARTS**

Part Code	Replacement Part (drawing)	Replacement Part (description)	Retailers Wholesale Pricing (Per item excl. GST)	Direct Buy Price - all other customers (Per item excl. GST)
4-40C		Replacement In-wall Cistern - compatible with ET-4-40 toilet flush system.	\$367	\$420
4-40PT		Replacement Transformer for ET4-40 toilet flush system	\$236	\$271
4-40P		Replacement Black Glass LED Faceplate for ET4-40 toilet flush system.	\$983	\$1,130
4-7FP		Replacement SS Faceplate and sensor unit for ET4-7 toilet flush valve.	\$304	\$349
4-7SOL	 Solenoid valve	Replacement solenoid valve for the ET4-7 toilet flush valve. (indicated part only).	\$184	\$211
ETU-BB		Battery Box (batteries NOT included) for ET4-7 toilet flush valve.	\$68	\$78
ET-T3/4		Mains Transformer – for ET4-7 toilet flush valve.	\$68	\$78

<b>Part Code</b>	<b>Replacement Part (drawing)</b>	<b>Replacement Part (description)</b>	<b>Retailers Wholesale Pricing (Per item excl. GST)</b>	<b>Direct Buy Price - all other customers (Per item excl. GST)</b>
ET-SHFP		ET-SH - Shower Sensors and Faceplate unit.	\$304	\$349
<b>TO ORDER – E-MAIL <a href="mailto:info@enviro-tech.co.nz">info@enviro-tech.co.nz</a> Orders will be processed within 24/48 hrs.</b>				